



AUTOSTACKER™

ALL OPTIONS

Rev. 10/19



OPTION 1

Standard Console w/ Power Unit

SKU	MODEL	DESCRIPTION
5260591	A6S-OPT1	6,000 lb. Capacity Parking Lift / STANDARD / 208-240V, 50/60HZ, 1-Phase
5260298	A6S-OPT1-G	6,000 lb. Capacity Parking Lift / STANDARD / Galvanized/ 208-240V, 50/60HZ, 1-Phase
5260592	A6W-OPT1	6,000 lb. Capacity Parking Lift / WIDE / 208-240V, 50/60HZ, 1-Phase
5260299	A6W-OPT1-G	6,000 lb. Capacity Parking Lift / WIDE / Galvanized/ 208-240V, 50/60HZ, 1-Phase



OPTION 2

Fore Control Kit / Requires Master Power Unit (MPU)


SKU	MODEL	DESCRIPTION
5260304	A6S-OPT2	6,000 lb. Capacity Parking Lift / STANDARD / REQUIRES MPU
5260310	A6S-OPT2-G	6,000 lb. Capacity Parking Lift / STANDARD / Galvanized / REQUIRES MPU
5260319	A6W-OPT2	6,000 lb. Capacity Parking Lift / WIDE / REQUIRES MPU
5260354	A6W-OPT2-G	6,000 lb. Capacity Parking Lift / WIDE / Galvanized / REQUIRES MPU



OPTION 3



Aft Control Kit / Requires Master Power Unit (MPU)

SKU	MODEL	DESCRIPTION
5260595	A6S-OPT3	6,000 lb. Capacity Parking Lift / STANDARD / REQUIRES MPU
5260296	A6S-OPT3-G	6,000 lb. Capacity Parking Lift / STANDARD / Galvanized / REQUIRES MPU
5260596	A6W-OPT3	6,000 lb. Capacity Parking Lift / WIDE / REQUIRES MPU
5260297	A6W-OPT3-G	6,000 lb. Capacity Parking Lift / WIDE / Galvanized / REQUIRES MPU



STANDARD ACCESSORIES / PARTS

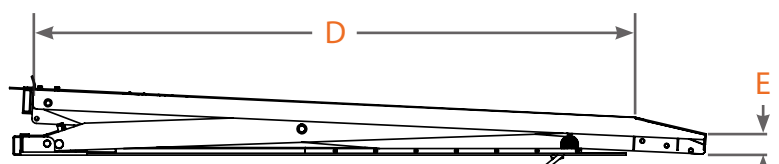
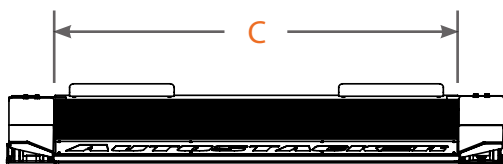
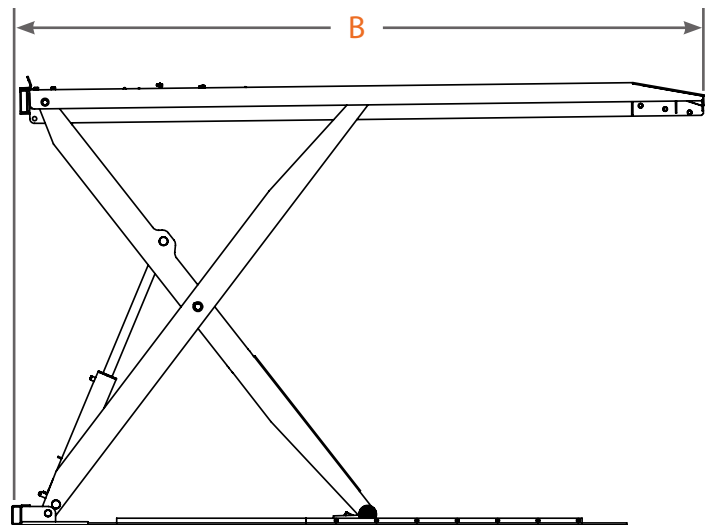
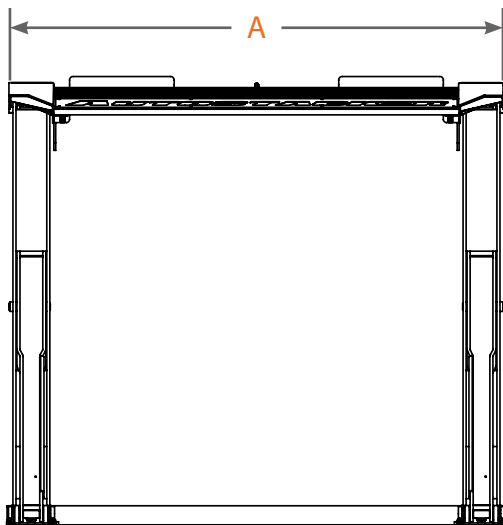
SKU	PART	DESCRIPTION
5585007	MPU	Master Power Unit / Operates Up to 12 Lifts / 5HP, 208-240V, 50/60HZ, 1-Phase
5585507	MPU (High Speed)	Master Power Unit / Operates Up to 12 Lifts / 10HP, 208-230/460V, 50/60HZ, 3-Phase
5215835	MPU Shed	Stainless Steel MPU Housing Unit / Fits Both 5585007 and 5585507
5210195	Access Panel	PL-6SR Removable Access Panel / One Assembly / Replaces Three Galvanized Ramp Sections
5210198	Access Panel (Wide)	PL-6SRX Removable Access Panel / One Assembly / Replaces Three Galvanized Ramp Sections



ELEVATION DRAWINGS

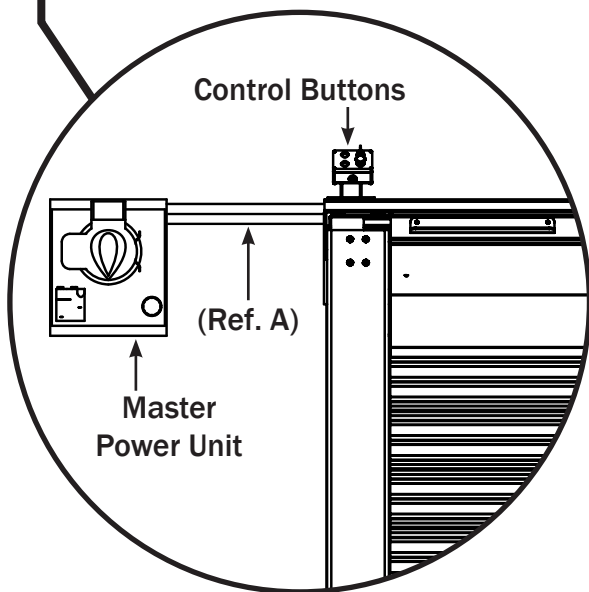
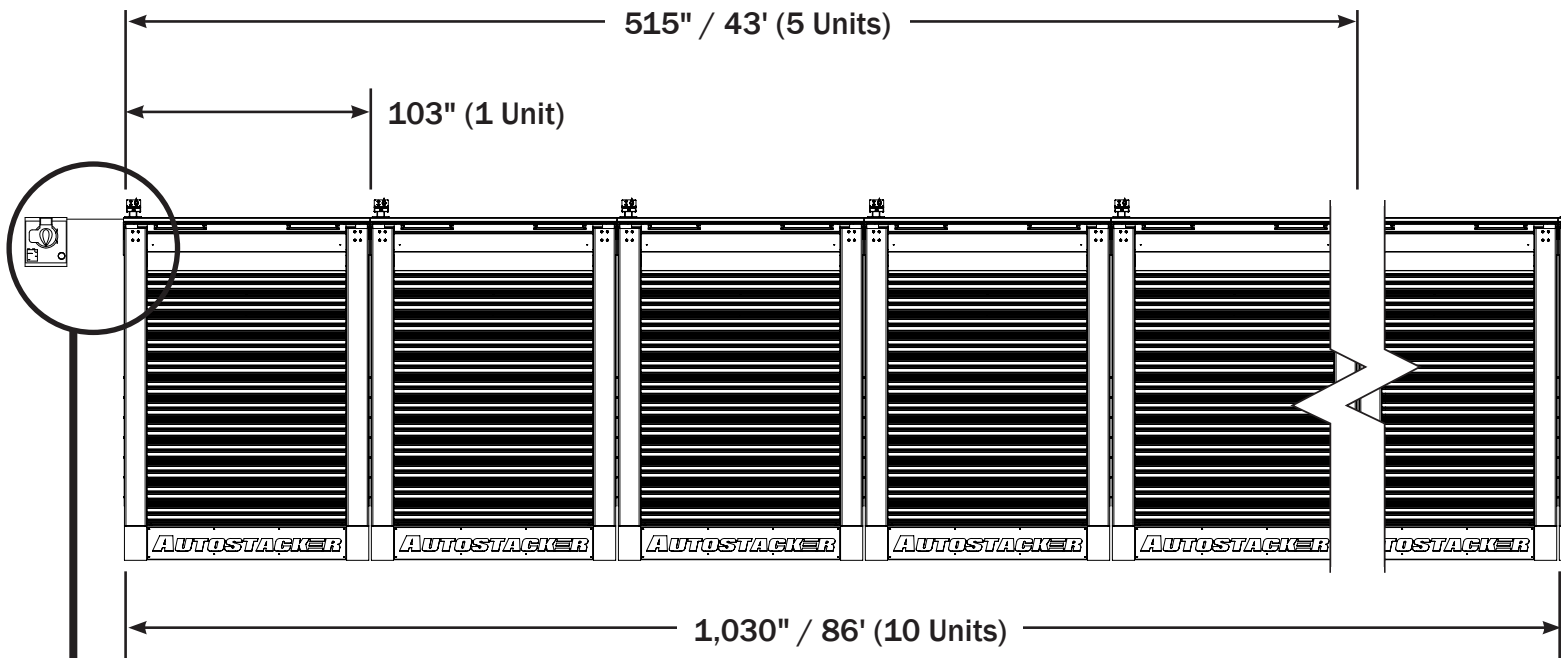
Specifications

MODEL	A6S	A6W
Style	Standard	Wide
A - Overall Width	103" (2,616 mm)	111" (2,815 mm)
B - Overall Length	144" (3,658 mm)	144" (3,658 mm)
C - Platform Width	83.75" (2,127 mm)	91.75" (2,331 mm)
D - Platform Length	124" (3,150 mm)	124" (3,150 mm)
E - Ramp Height	2" (51 mm)	2" (51 mm)



MULTI-UNIT CONFIGURATION

STANDARD WIDTH MODELS



DETAIL

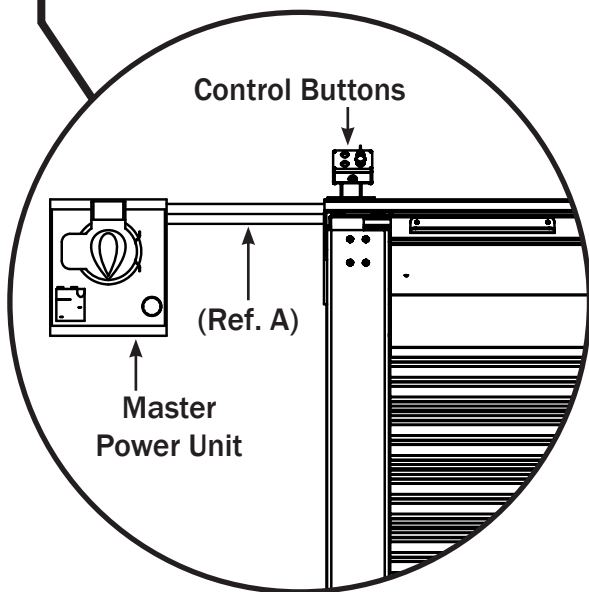
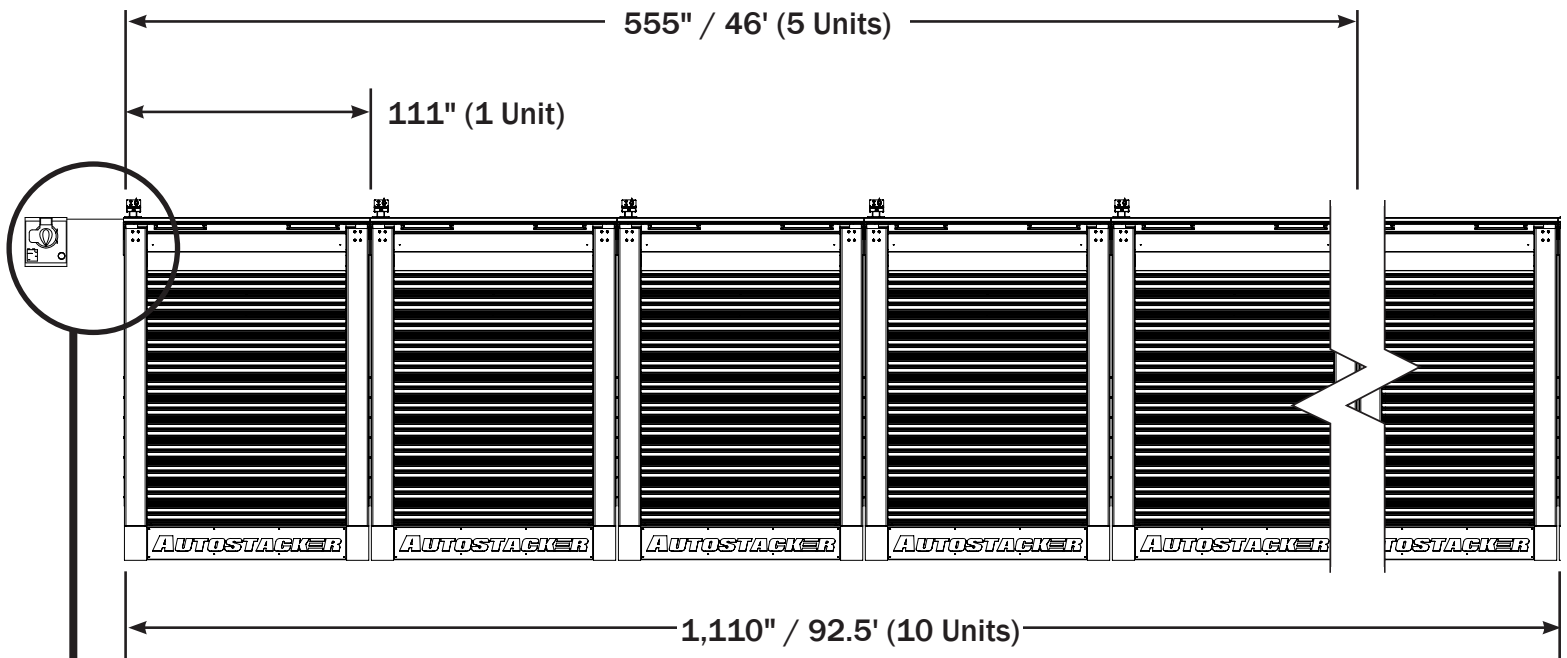
(Ref. A) Customer Supplied

Qty.	Description	Notes
2	¼" Hydraulic Hose w/ crimped straight fittings, -04 JIC female	No longer than 20 ft. from first lift in gang.
1	14-AWG, 4-wire, SOOW jacket	

Motor Voltage: 230VAC, 60Hz / 1Ph, 3450 RPM
(Optional 5 HP or 10 HP)

MULTI-UNIT CONFIGURATION

WIDE MODELS



DETAIL

(Ref. A) Customer Supplied

Qty.	Description	Notes
2	¼" Hydraulic Hose w/ crimped straight fittings, -04 JIC female	No longer than 20 ft. from first lift in gang.
1	14-AWG, 4-wire, SOOW jacket	

Motor Voltage: 230VAC, 60Hz / 1Ph, 3450 RPM
(Optional 5 HP or 10 HP)